


# Q1 What Is Your Principle Business Type?

Answered: 105 Skipped: 0



ANSWER CHOICES	RESPONSES	
Accommodation - serviced	0.00%	0
Accommodation - self-catering (inc. cottages, apartments and canal boats)	100.00%	105
Accommodation - camping and caravanning (inc. glamping)	0.00%	0
Attraction - leisure/amusement	0.00%	0
Attraction - historic	0.00%	0
Attraction - cultural/museum	0.00%	0
Activity - indoor	0.00%	0
Activity - outdoor	0.00%	0
Restaurant/cafe	0.00%	0
Pub/bar	0.00%	0
Tour Operator/Travel Agent	0.00%	0
Event Company	0.00%	0
Coach Operator	0.00%	0
Retail	0.00%	0
Other (please specify)	0.00%	0
<b>TOTAL</b>		<b>105</b>

## Q2 Which Region/Nation Is Your Business Located In?

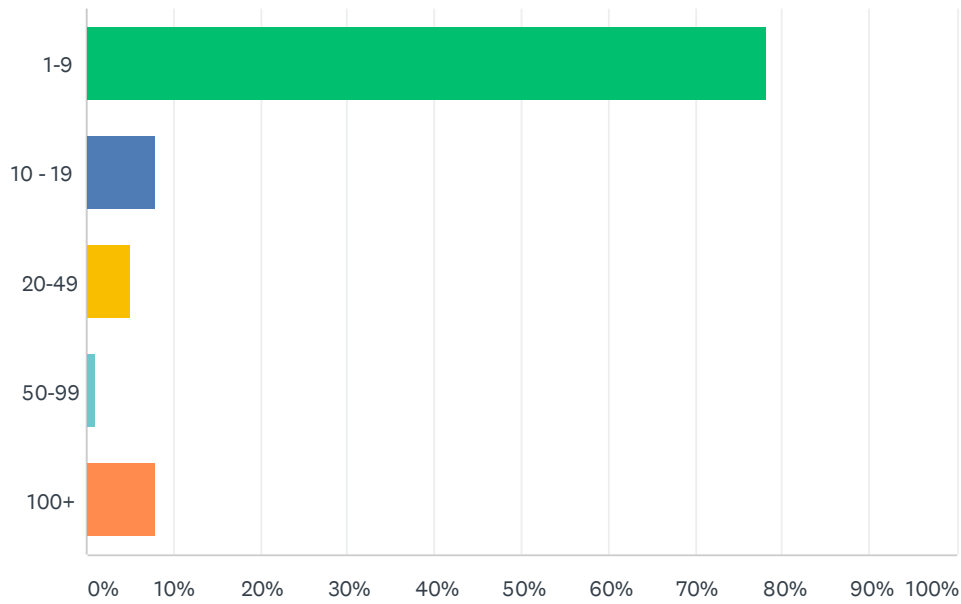
Answered: 105 Skipped: 0



ANSWER CHOICES	RESPONSES	
North West	2.86%	3
North East	1.90%	2
Yorkshire and the Humber	10.48%	11
West Midlands	5.71%	6
East Midlands	4.76%	5
East of England	7.62%	8
London	0.00%	0
South West	47.62%	50
South East	3.81%	4
Wales	9.52%	10
Scotland	3.81%	4
Northern Ireland	0.00%	0
Nation Wide	1.90%	2
<b>TOTAL</b>		<b>105</b>

### Q3 How Many Employees Do You Currently Have? (include staff on furlough)

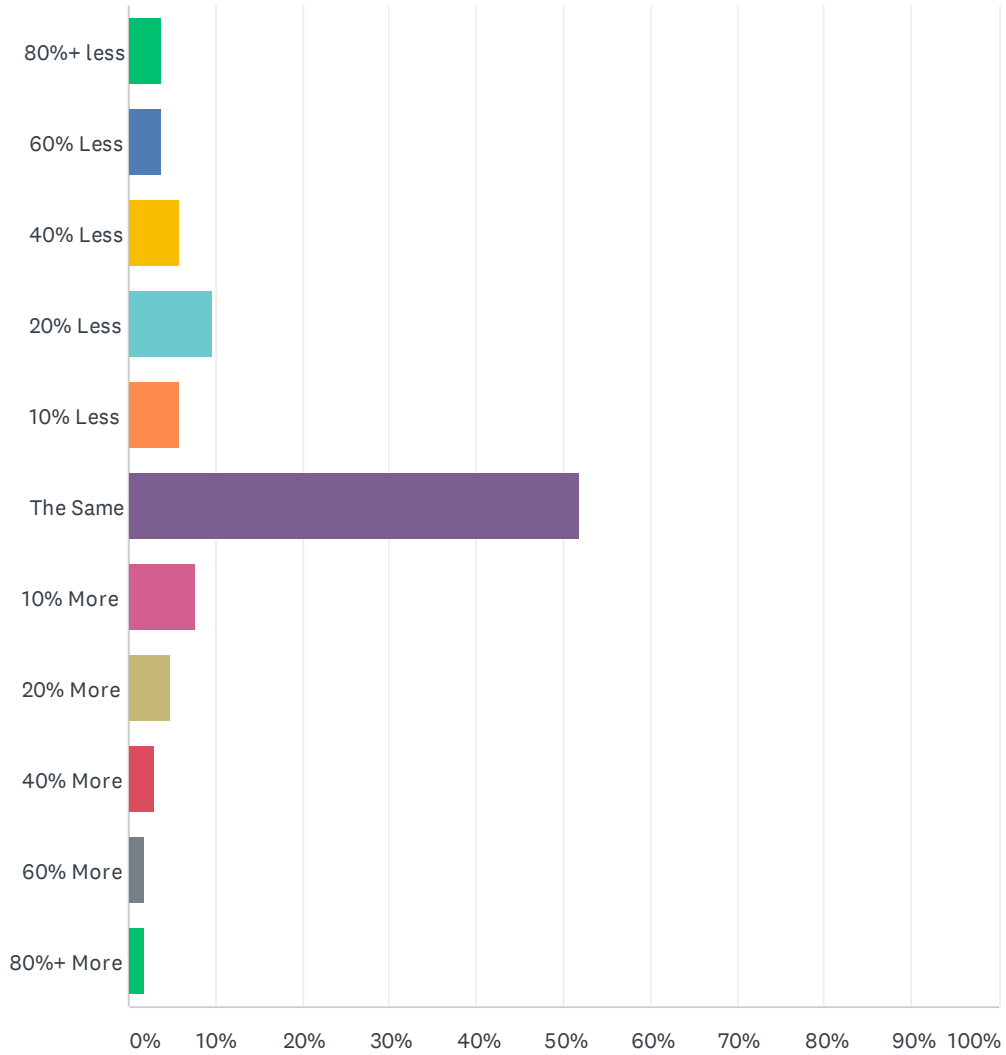
Answered: 101 Skipped: 4



ANSWER CHOICES	RESPONSES	
1-9	78.22%	79
10 - 19	7.92%	8
20-49	4.95%	5
50-99	0.99%	1
100+	7.92%	8
TOTAL		101

# Q4 How Many Employees Do You Have Compared To Pre-Covid?

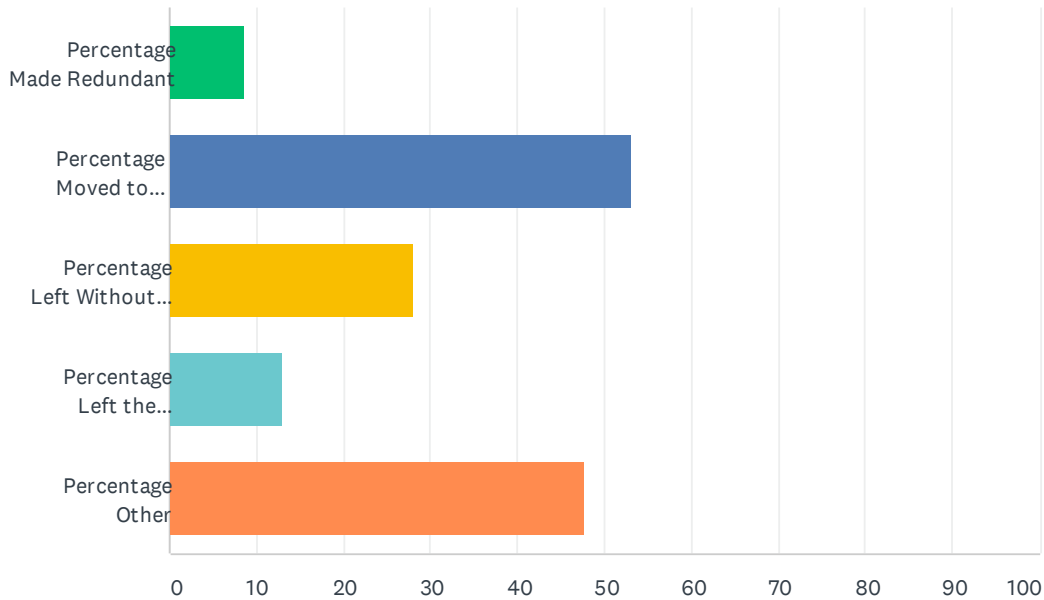
Answered: 104 Skipped: 1



ANSWER CHOICES	RESPONSES	
80%+ less	3.85%	4
60% Less	3.85%	4
40% Less	5.77%	6
20% Less	9.62%	10
10% Less	5.77%	6
The Same	51.92%	54
10% More	7.69%	8
20% More	4.81%	5
40% More	2.88%	3
60% More	1.92%	2
80%+ More	1.92%	2
TOTAL	104	

### Q5 If Your Employee Numbers Are Less Than Pre-Covid, Why Did They Leave? (please enter a number without the percentage sign, and make sure your answers equal 100%)

Answered: 35 Skipped: 70

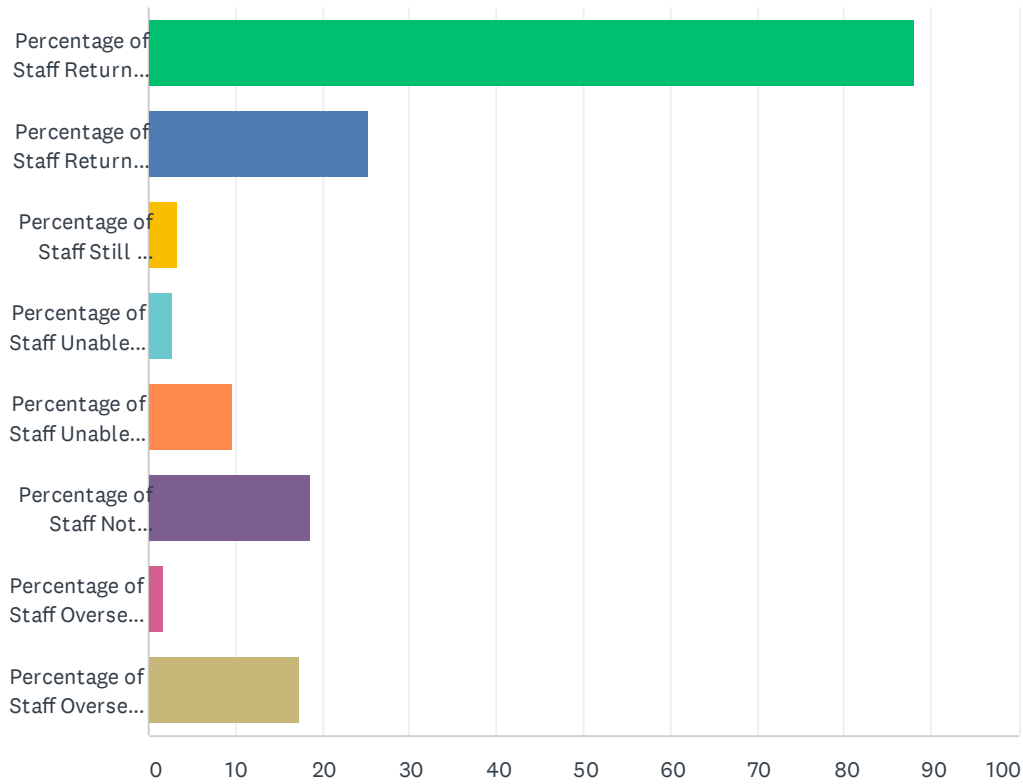


ANSWER CHOICES	AVERAGE NUMBER	TOTAL NUMBER	RESPONSES
Percentage Made Redundant	9	172	20
Percentage Moved to Another Job	53	1,434	27
Percentage Left Without A Job to Go To	28	587	21
Percentage Left the Country	13	259	20
Percentage Other	48	1,048	22
Total Respondents: 35			



## Q6 What is the Current Status of Your Employees? (please enter a number without a percentage sign and make sure your answers add up to 100)

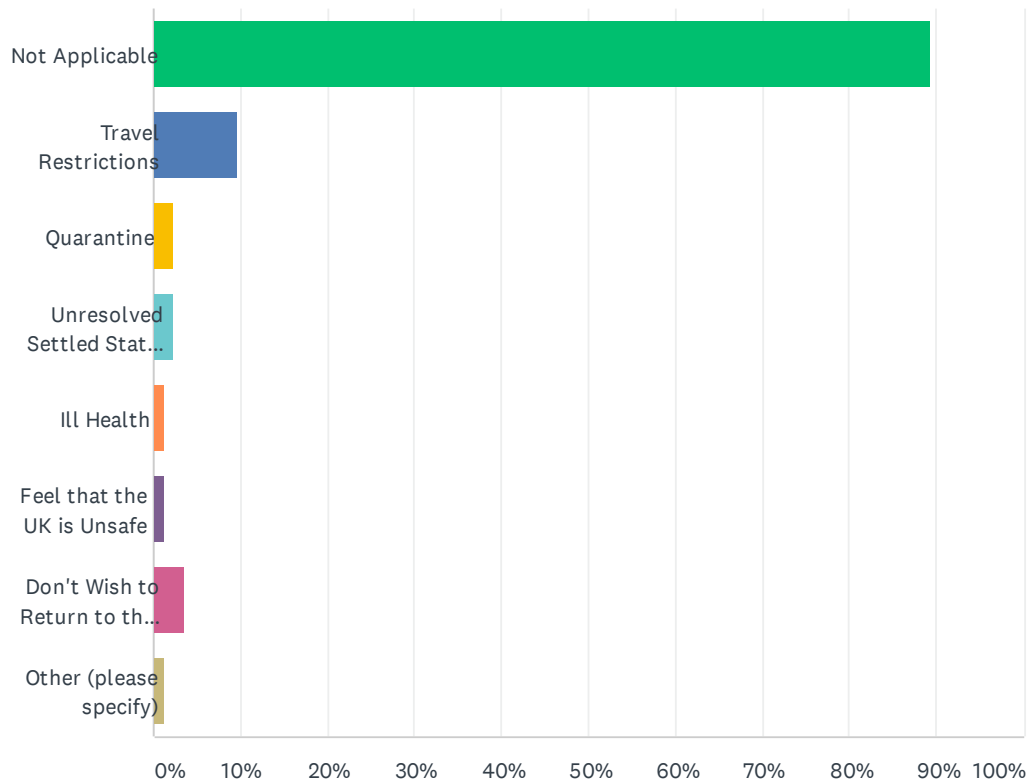
Answered: 94 Skipped: 11



ANSWER CHOICES	AVERAGE NUMBER	TOTAL NUMBER	RESPONSES
Percentage of Staff Returned on Full Hours	88	7,313	83
Percentage of Staff Returned on Flexi Furlough	25	833	33
Percentage of Staff Still on Furlough	3	82	25
Percentage of Staff Unable to Work - Health	3	58	21
Percentage of Staff Unable to Work - Other commitment	10	240	25
Percentage of Staff Not Expected to Return to Work	19	464	25
Percentage of Staff Overseas - Able/Willing to Return	2	30	19
Percentage of Staff Overseas - Unable/Unwilling to Return	17	380	22
Total Respondents: 94			

## Q7 Why Are Employees Who Are Overseas Are Unable/Unwilling to Return To the UK?

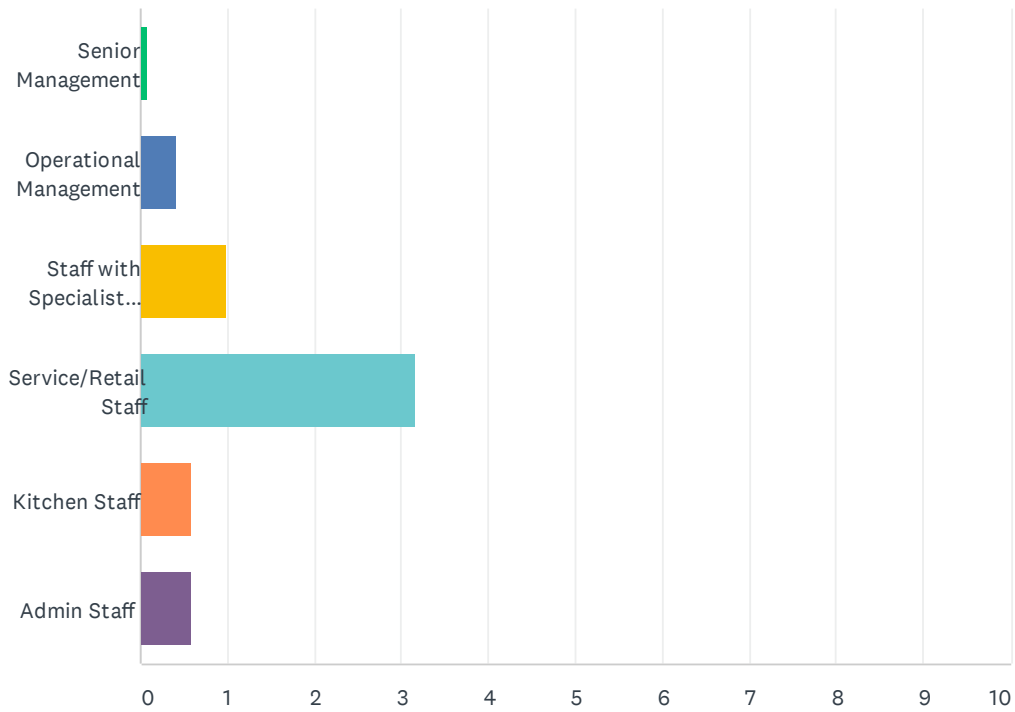
Answered: 84 Skipped: 21



ANSWER CHOICES	RESPONSES	
Not Applicable	89.29%	75
Travel Restrictions	9.52%	8
Quarantine	2.38%	2
Unresolved Settled Status Issue	2.38%	2
Ill Health	1.19%	1
Feel that the UK is Unsafe	1.19%	1
Don't Wish to Return to the UK	3.57%	3
Other (please specify)	1.19%	1
Total Respondents: 84		

## Q8 How Many Vacancies Do You Currently Have In Each Category? (please use numbers)

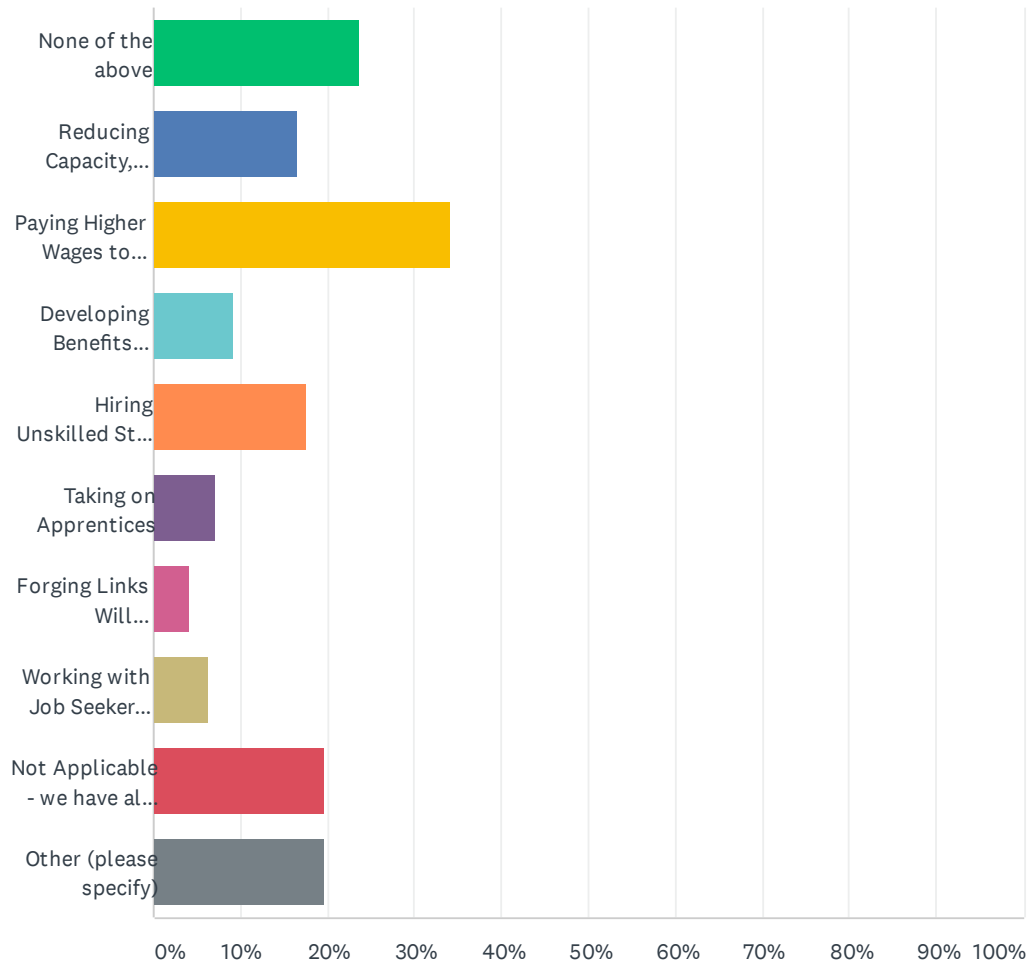
Answered: 81 Skipped: 24



ANSWER CHOICES	AVERAGE NUMBER	TOTAL NUMBER	RESPONSES
Senior Management	0	4	51
Operational Management	0	23	55
Staff with Specialist Skills - eg., Chef/HGV Driver/Curator/Language Skills/Event Production	1	53	54
Service/Retail Staff	3	233	74
Kitchen Staff	1	29	50
Admin Staff	1	28	47
Total Respondents: 81			

## Q9 What Are You Doing To Resolve Staff Shortages?

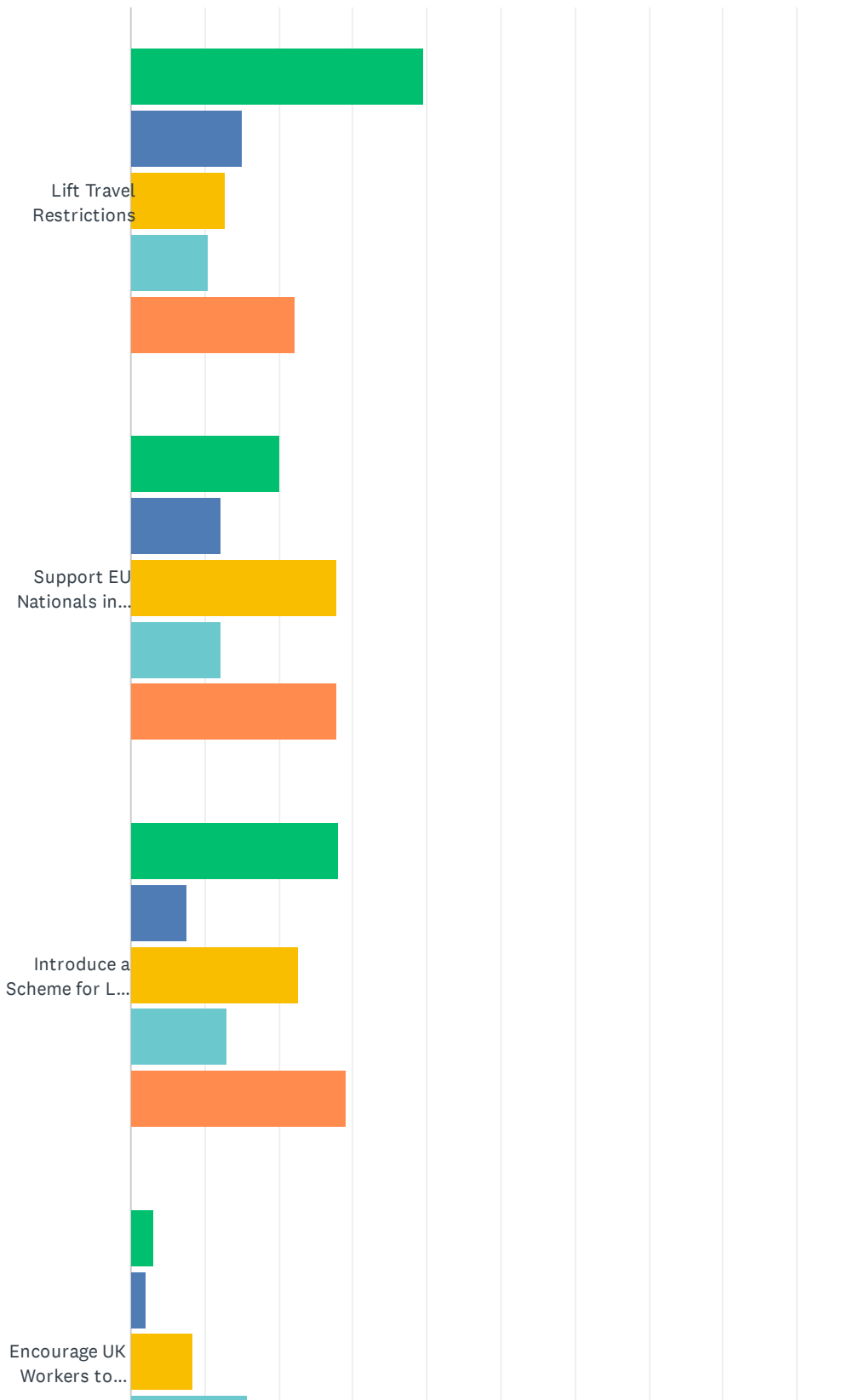
Answered: 97 Skipped: 8

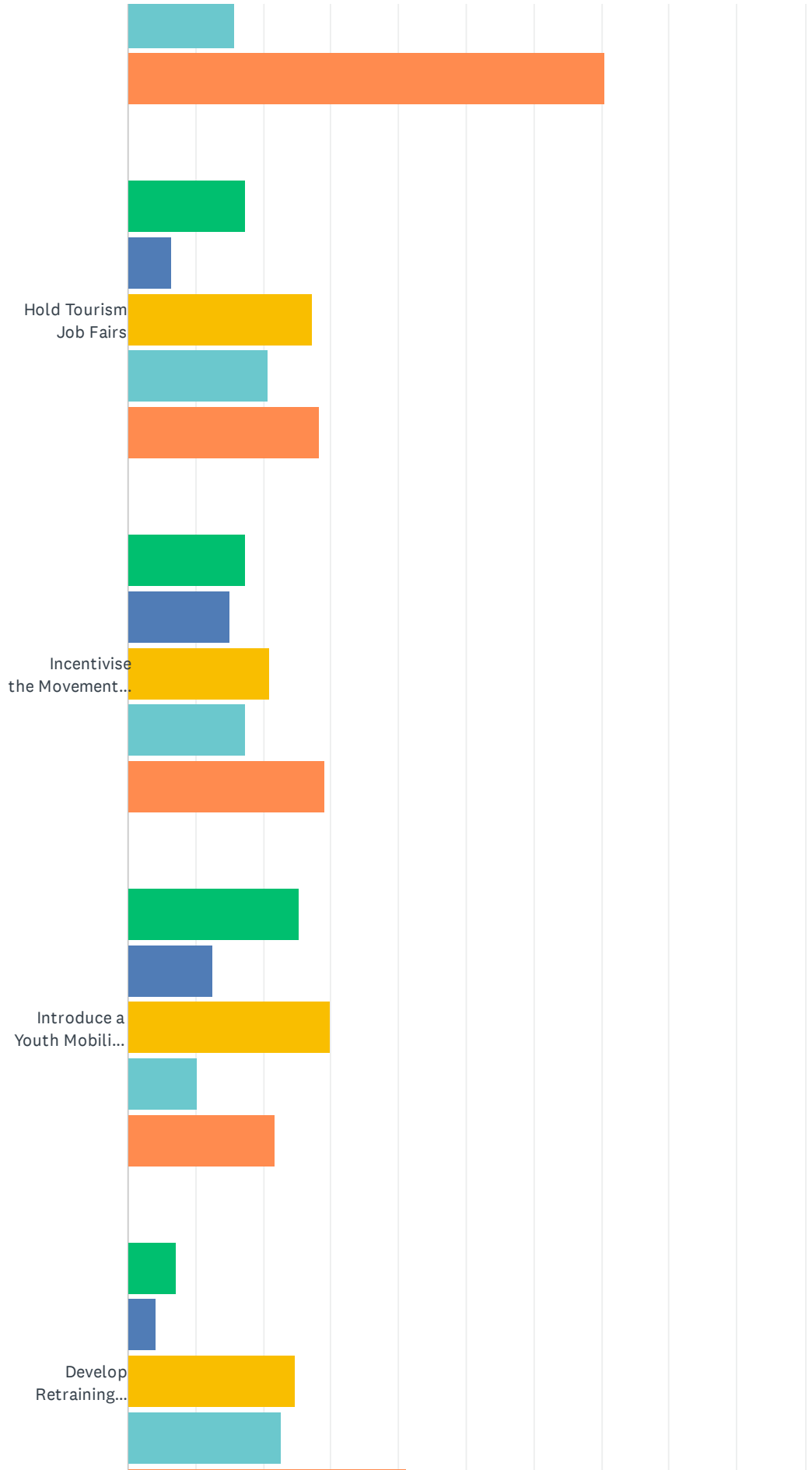


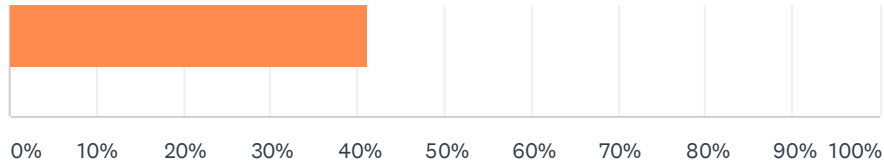
ANSWER CHOICES	RESPONSES	
None of the above	23.71%	23
Reducing Capacity, Services or Hours	16.49%	16
Paying Higher Wages to Attract Staff	34.02%	33
Developing Benefits Packages to Attract Staff	9.28%	9
Hiring Unskilled Staff and Providing Training	17.53%	17
Taking on Apprentices	7.22%	7
Forging Links Will Educational Institutions	4.12%	4
Working with Job Seeker Centres	6.19%	6
Not Applicable - we have all the staff we need	19.59%	19
Other (please specify)	19.59%	19
<b>Total Respondents: 97</b>		

# Q10 Prioritise Which Actions You Think The Government Should Take To Support Businesses (1= low priority and 5=high priority)

Answered: 100 Skipped: 5







	1	2	3	4	5	TOTAL	WEIGHTED AVERAGE
Lift Travel Restrictions	39.53% 34	15.12% 13	12.79% 11	10.47% 9	22.09% 19	86	2.60
Support EU Nationals in the UK Gaining Settled Status	20.00% 18	12.22% 11	27.78% 25	12.22% 11	27.78% 25	90	3.16
Introduce a Scheme for Low Skilled Workers to Enter the UK	27.96% 26	7.53% 7	22.58% 21	12.90% 12	29.03% 27	93	3.08
Encourage UK Workers to Enter the Industry	3.16% 3	2.11% 2	8.42% 8	15.79% 15	70.53% 67	95	4.48
Hold Tourism Job Fairs	17.39% 16	6.52% 6	27.17% 25	20.65% 19	28.26% 26	92	3.36
Incentivise the Movement of Workers Around the UK	17.44% 15	15.12% 13	20.93% 18	17.44% 15	29.07% 25	86	3.26
Introduce a Youth Mobility Scheme with the EU	25.29% 22	12.64% 11	29.89% 26	10.34% 9	21.84% 19	87	2.91
Develop Retraining Programmes to Support People From Other Sectors Entering the Tourism Industry	7.22% 7	4.12% 4	24.74% 24	22.68% 22	41.24% 40	97	3.87